

The ZP787-2 is a waterproof, surface mounting, call point providing a manual means of initiating a fire alarm. Rated at IP67, the unit is designed for outdoor applications or in systems where the ingress of water can be expected, for example where hygiene requirements demand regular washing or hosing down of the protected area.

Complying with BS 5839 Part 2 and pr EN 54 Part 11, the ZP787-2 is suitable for installations meeting the recommendations of BS 5839 Part 1:1988. The callpoint is approved by several international approval bodies.

Intended to provide a rugged, reliable means of initiating a fire alarm, the call point can be particularly useful where a manual means of activation, has to be provided outdoors. The enclosure is constructed of red high impact plastic, clearly labeled fire.

The unit is operated by breaking a frangible glass element with finger pressure.

Glass elements have clear vinyl coatings on the front surface to prevent operator injury and to inhibit the release of loose fragments as the glass is broken.

Installed as part of the ZP3 analogue addressable system, up to 127 devices (call points, sensors and interface units) can be connected to each of the control panel loops. All loop devices incorporate switch settings enabling them to be assigned a unique address, which is polled by the panel every two seconds.

System testing is carried out by using a special test key which is inserted into a slot in the base of the call point moulding, the glass element drops allowing the device to operate.

For locations where accidental or malicious use may occur, the operation of the unit can be restricted by the addition of a hinged, clear polycarbonate, front cover (Z-CPC-1). For further protection the cover can be secured by a breakable seal (Z-CC-2). In use the seal must be broken, prior to raising the cover.

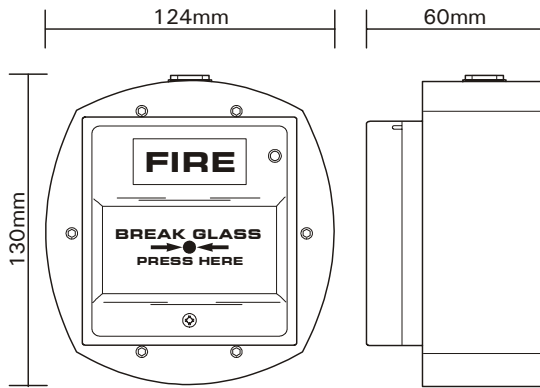


ZP787-2

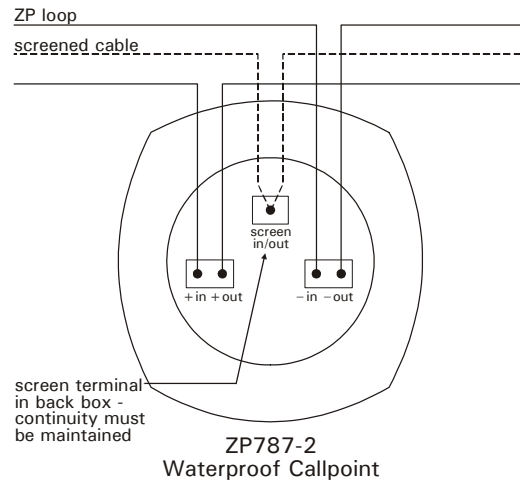
Addressable Waterproof Callpoint

- IP 67 rating
- Addressable
- Complies with BS 5839 Part 2 and pr EN 54 Part 11
- System test facility via test key
- Operated by finger pressure

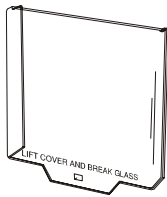
Dimensions



Wiring Schematic



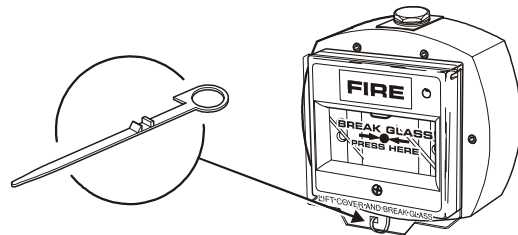
Accessories



Z-CPC-1 Protective cover



Z-CPG-1 Spare glasses (5)



Z-CCS-2 Breakable cover seal

Specifications



Model No.	Part No.	Specification	Description
ZP787-2	24001	BS 5839 Pt2, EN54 Pt11	Addressable callpoint - waterproof

Compatibility	All ZP analogue addressable systems
Mounting	Surface
Wiring	ZP loop - 2 cores plus screen - screen continuity must be maintained

Monitoring:	Open and short circuit loop wiring faults
Operating principle	Micro switch
Indication	Red indicator (LED) in alarm
Operating voltage	16 to 22 Vdc
Current (quiescent)	600 μ A
Current (alarm)	700 μ A

Environmental:	
Application	Outdoor
EN60529 rating	IP67
Temp range	-10°C to +75°C
EMC	CE marked (EEC 89/336)

Construction:	
Material	Moulded ABS
Dimensions	130mm (H) x 124mm (W) x 60mm (D)
Colour	Red
Weight	400g

Comsec Protection Systems Ltd., Unit 26, Stadium Business Park, Ballycoolin Road, Dublin 11
 PHONE: (01) 8853008 - FAX: +353 (01) 8853007 EMAIL: info@comsec.ie - WEB: http://www.comsec.ie