

TECHNICAL SPECIFICATION

A100 & AL100 AlertAlarm Alarm Sounder / Combination unit



A continuously rated compact sounder, ideal for fire and security applications.

- Maximum output: 104dB(A) @ 1 metre
- Nominal output: 100dB(A) @ 1m +/-3dB, Tone 2
- 32 alarm tones
- 3 stage alarm option
- Volume control (both AC & DC versions)
- Automatic synchronisation on multi-sounder systems
- 32m effective range @ 1kHz
- Voltages: 24vdc(10-30vdc); 48vdc(35-60vdc); 24vac; 115vac; 230vac.
- Other voltages available upon request
- DC versions may be used on 24vac +/-10% for single stage applications
- Reverse polarity switching on DC units
- IP55 - can be increased to IP66 (dust protected, watertight) with WR kit.
- Tropicalisation available on request.
- Enclosure material: UL94V0 & 5VA rated FR ABS
- Colour available: Red (RAL3000), Grey or White.
- Operating temperature: -25 to +55°C
- Storage temperature: -40 to +70°C
- Relative humidity: 90% at 20°C
- Weight: A100: DC: 0.26Kg AC: 0.37Kg
AL100: DC: 0.46Kg AC: 0.57Kg
- VdS approved to EN54-3 (CPD 89/106/EEC)
- UL approved version available.

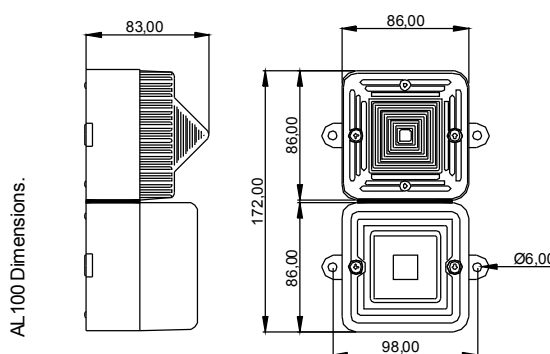
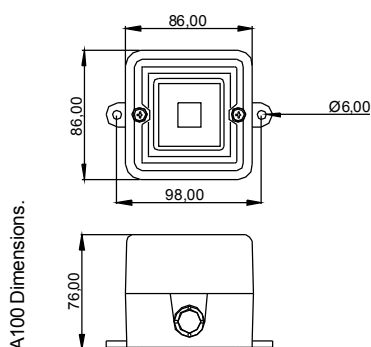
- 3 x gland knockouts in side & back.
- Unit can be mounted using external lugs or internal BESA compatible fixing positions.
- All units offer IN and OUT terminals
- Terminals accept 0.5 to 2.5mm² cables.

Input voltages and current consumption for the A100 sounder.

Voltage :	24vdc	48vdc	115vac 50/60Hz	230vac 50/60Hz	24vac 50/60Hz
Voltage range :	10-30vdc	35-60vdc	+/- 10%	+/- 10%	+/- 10%
Current mA :	25mA	50mA	20mA	15mA	40mA

Input voltages and current consumption for the AL100 combination sounder & xenon strobe beacon.

Voltage :	12vdc	24vdc	48vdc	115vac 50/60Hz	230vac 50/60Hz	24vac 50/60Hz
Voltage range :	10-14vdc	20-28vdc	42-54vdc	+/- 10%	+/- 10%	+/- 10%
Current mA :	525mA	275mA	225mA	120mA	65mA	405mA



All dimensions are in millimetres.

Can be ordered with the **L101** AlertAlight Beacon to create the **AL100** combination unit. Units can be operated individually or linked for complete audio visual signalling. See the **L101** Technical Specification sheet for details on the beacon.



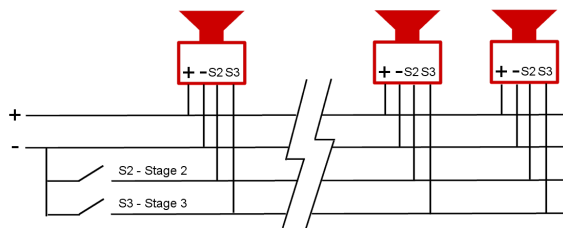
Also available:

- **A105N** AlertAlarm - 32 tones 112dB(A).
- **A112** AlertAlarm - 45 tones 119dB(A).
- **A121** AlertAlarm - 45 tones 126dB(A).
- **A105N** Appello range of voice evacuation products.

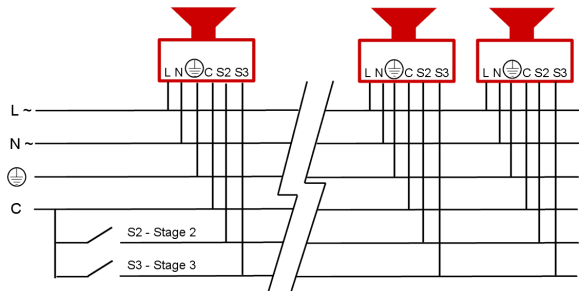
Stage 1	Frequency Description	dB @ 1m	Stage 2	Stage 3
Tone 1	340 Hz Continuous	93dB(A) @ 1m	Tone 2	Tone 5
Tone 2	800/1000Hz @ 0.25 sec Alternating	101dB(A) @ 1m	Tone 17	Tone 5
Tone 3	500/1200Hz @ 0.3Hz 0.5 sec Slow Whoop	101dB(A) @ 1m	Tone 2	Tone 5
Tone 4	800/1000Hz @ 1Hz Sweeping	101dB(A) @ 1m	Tone 6	Tone 5
Tone 5	2400Hz Continuous	103dB(A) @ 1m	Tone 3	Tone 20
Tone 6	2400/2900Hz @ 7Hz Sweeping	100dB(A) @ 1m	Tone 7	Tone 5
Tone 7	2400/2900Hz @ 1Hz Sweeping	101dB(A) @ 1m	Tone 10	Tone 5
Tone 8	500/1200/500Hz @ 0.3Hz Sweeping	100dB(A) @ 1m	Tone 2	Tone 5
Tone 9	1200/500Hz @ 1Hz - DIN / PFEER P.T.A.P.	101dB(A) @ 1m	Tone 15	Tone 2
Tone 10	2400/2900Hz @ 2Hz Alternating	104dB(A) @ 1m	Tone 7	Tone 5
Tone 11	1000Hz @ 1Hz Intermittent	101dB(A) @ 1m	Tone 2	Tone 5
Tone 12	800/1000Hz @ 0.875Hz Alternating	101dB(A) @ 1m	Tone 4	Tone 5
Tone 13	2400Hz @ 1Hz Intermittent	103dB(A) @ 1m	Tone 15	Tone 5
Tone 14	800Hz 0.25sec on, 1 sec off Intermittent	103dB(A) @ 1m	Tone 4	Tone 5
Tone 15	800Hz Continuous	103dB(A) @ 1m	Tone 2	Tone 5
Tone 16	660Hz 150mS on, 150mS off Intermittent	96dB(A) @ 1m	Tone 18	Tone 5
Tone 17	544Hz (100mS)/440Hz (400mS) - NF S 32-001	100dB(A) @ 1m	Tone 2	Tone 27
Tone 18	660Hz 1.8sec on, 1.8sec off Intermittent	96dB(A) @ 1m	Tone 2	Tone 5
Tone 19	1.4KHz-1.6KHz 1s, 1.6KHz-1.4KHz 0.5s -NFC48-265	98dB(A) @ 1m	Tone 2	Tone 5
Tone 20	660Hz Continuous	96dB(A) @ 1m	Tone 2	Tone 5
Tone 21	554Hz/440Hz @ 1Hz Alternating	100dB(A) @ 1m	Tone 2	Tone 5
Tone 22	544Hz @ 0.875 sec. Intermittent	100dB(A) @ 1m	Tone 2	Tone 5
Tone 23	800Hz @ 2Hz Intermittent	97dB(A) @ 1m	Tone 6	Tone 5
Tone 24	800/1000Hz @ 50Hz Sweeping	101dB(A) @ 1m	Tone 29	Tone 5
Tone 25	2400/2900Hz @ 50Hz Sweeping	101dB(A) @ 1m	Tone 29	Tone 5
Tone 26	Bell	97dB(A) @ 1m	Tone 2	Tone 15
Tone 27	554Hz Continuous	100dB(A) @ 1m	Tone 26	Tone 5
Tone 28	440Hz Continuous	97dB(A) @ 1m	Tone 2	Tone 5
Tone 29	800/1000Hz @ 7Hz Sweeping	101dB(A) @ 1m	Tone 7	Tone 5
Tone 30	300Hz Continuous	91dB(A) @ 1m	Tone 2	Tone 5
Tone 31	660/1200Hz @ 1Hz Sweeping	101dB(A) @ 1m	Tone 26	Tone 5
Tone 32	Two tone chime.	100dB(A) @ 1m	Tone 26	Tone 15

Note: SPL readings are at nominal voltage, typically +/-3dB and are for indication purposes only. Where applicable, reduce outputs by 5dB when a 10-30vdc unit is supplied 12vdc.

DC unit wiring configuration.



AC unit wiring configuration.



Ordering code :

Product	Supply	Voltage	Housing	Lens
A 100	DC	24	R	R*
AL100	AC	12	W	A
		24		B
		48		C
		115		G
		230		O
				R
				Y