

# A121 & AL121 AlertAlarm Alarm Sounder / Combination unit



- Maximum output : 126dB(A) @ 1metre  
Nominal output : 121dB(A) @ 1m +/-3dB, Tone 2
- 45 alarm tones (UKOOA/PFEER compliant)
- 3 stage alarm option
- Volume control
- Automatic synchronisation on multi-sounder systems
- 300m effective range @ 1kHz
- Voltages : 24vdc(10-30vdc); 48vdc(35-60vdc); 24vac; 115vac; 230vac
- Other voltages available upon request.
- DC versions may be used on 24vac +/-10% for single stage applications.
- Positive stage switching DC version available.
- Fully program mable version with 4 stages available.
- IP55 - can be increased to IP66 (dust protected, watertight) with WR kit.
- Enclosure material : UL94V0 & 5VA rated FR ABS
- Colour available : Red (RAL3000), Grey or White
- Operating temperature : -25 to +55°C
- Storage temperature : -40 to +70°C
- Relative humidity : 90% at 20°C
- Weight A121: DC: 2.10Kg AC: 2.70Kg  
AL121: DC: 2.30Kg AC: 2.90Kg
- VdS approved to EN54-3 (CPD 89/106/EEC)
- UL approved version available.

A very high output sounder, ideal for industrial applications with high ambient noise levels.

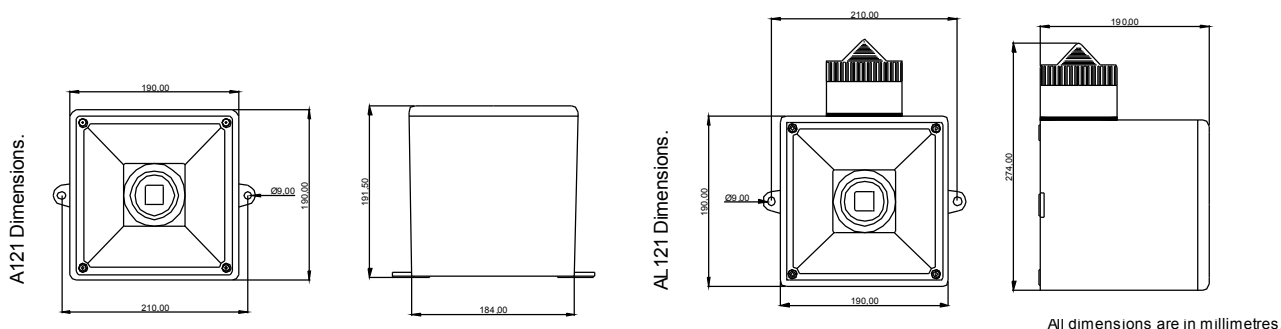
- Large termination area
- Cable gland knockouts in the rear of the unit.
- Side M20 cable gland entry and IP55 stopping plug.
- Unit can be mounted using external lugs or internal BESA compatible fixing positions.
- All units offer IN and OUT terminals
- Terminals accept 0.5 to 4.0mm<sup>2</sup> cables.

Input voltages and current consumption for the A121 sounder.

Voltage :	24vdc	48vdc	115vac 50/60Hz	230vac 50/60Hz	24vac 50/60Hz
Voltage range :	10-30vdc	35-60vdc	+/- 10%	+/- 10%	+/- 10%
Current mA :	950mA	600mA	240mA	120mA	1000mA

Input voltages and current consumption for the AL121 combination sounder & xenon strobe beacon.

Voltage :	12vdc	24vdc	48vdc	115vac 50/60Hz	230vac 50/60Hz	24vac 50/60Hz
Voltage range :	10-14vdc	20-28vdc	42-54vdc	+/- 10%	+/- 10%	+/- 10%
Current mA :	1450mA	1200mA	775mA	310mA	155mA	1300mA



Can be ordered with the L101 AlertAight Beacon to create the AL121 combination unit. Units can be operated individually or linked for complete audio visual signalling. See the L101 Technical Specification sheet for details on the beacon.



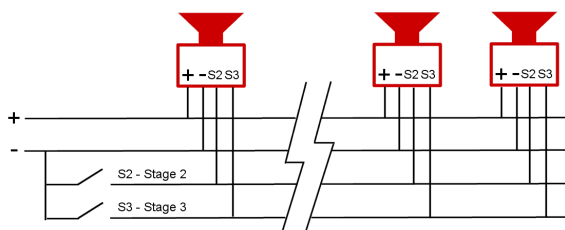
**Also available:**

- A100 AlertAlarm - 32 tones 104dB(A).
- A105N AlertAlarm - 32 tones 112dB(A).
- A112 AlertAlarm - 45 tones 119dB(A).
- A105N Appello range of voice evacuation products.

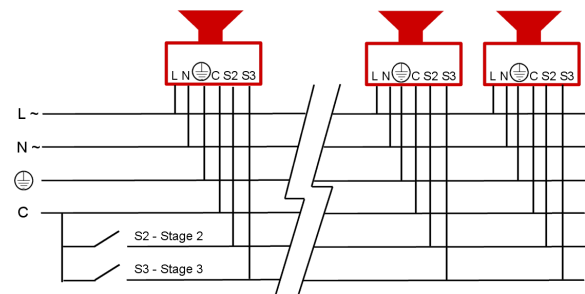
Stage 1	Frequency Description	dB @ 1m		Stage 2	Stage 3
Tone 1	340 Hz Continuous	113dB(A) @ 1m		Tone 2	Tone 5
Tone 2	800/1000Hz @ 0.25 sec Alternating	121dB(A) @ 1m		Tone 17	Tone 5
Tone 3	500/1200Hz @ 0.3Hz 0.5 sec Slow Whoop	121dB(A) @ 1m		Tone 2	Tone 5
Tone 4	800/1000Hz @ 1Hz Sweeping	121dB(A) @ 1m		Tone 6	Tone 5
Tone 5	2400Hz Continuous	125dB(A) @ 1m		Tone 3	Tone 20
Tone 6	2400/2900Hz @ 7Hz Sweeping	123dB(A) @ 1m		Tone 7	Tone 5
Tone 7	2400/2900Hz @ 1Hz Sweeping	125dB(A) @ 1m		Tone 10	Tone 5
Tone 8	500/1200/500Hz @ 0.3Hz Sweeping	121dB(A) @ 1m		Tone 2	Tone 5
Tone 9	1200/500Hz @ 1Hz - DIN / PFEER P.T.A.P.	121dB(A) @ 1m		Tone 15	Tone 2
Tone 10	2400/2900Hz @ 2Hz Alternating	126dB(A) @ 1m		Tone 7	Tone 5
Tone 11	1000Hz @ 1Hz Intermittent	121dB(A) @ 1m		Tone 2	Tone 5
Tone 12	800/1000Hz @ 0.875Hz Alternating	121dB(A) @ 1m		Tone 4	Tone 5
Tone 13	2400Hz @ 1Hz Intermittent	125dB(A) @ 1m		Tone 15	Tone 5
Tone 14	800Hz 0.25sec on, 1 sec off Intermittent	120dB(A) @ 1m		Tone 4	Tone 5
Tone 15	800Hz Continuous	120dB(A) @ 1m		Tone 2	Tone 5
Tone 16	660Hz 150mS on, 150mS off Intermittent	118dB(A) @ 1m		Tone 18	Tone 5
Tone 17	544Hz (100mS)/440Hz (400mS) - NF S 32-001	117dB(A) @ 1m		Tone 2	Tone 27
Tone 18	660Hz 1.8sec on, 1.8sec off Intermittent	118dB(A) @ 1m		Tone 2	Tone 5
Tone 19	1.4KHz-1.6KHz 1s, 1.6KHz-1.4KHz 0.5s -NFC48-265	126dB(A) @ 1m		Tone 2	Tone 5
Tone 20	660Hz Continuous	118dB(A) @ 1m		Tone 2	Tone 5
Tone 21	554Hz/440Hz @ 1Hz Alternating	118dB(A) @ 1m		Tone 2	Tone 5
Tone 22	544Hz @ 0.875 sec. Intermittent	118dB(A) @ 1m		Tone 2	Tone 5
Tone 23	800Hz @ 2Hz Intermittent	120dB(A) @ 1m		Tone 6	Tone 5
Tone 24	800/1000Hz @ 50Hz Sweeping	120dB(A) @ 1m		Tone 29	Tone 5
Tone 25	2400/2900Hz @ 50Hz Sweeping	124dB(A) @ 1m		Tone 29	Tone 5
Tone 26	Bell	118dB(A) @ 1m		Tone 2	Tone 15
Tone 27	554Hz Continuous	117dB(A) @ 1m		Tone 26	Tone 5
Tone 28	440Hz Continuous	117dB(A) @ 1m		Tone 2	Tone 5
Tone 29	800/1000Hz @ 7Hz Sweeping	121dB(A) @ 1m		Tone 7	Tone 5
Tone 30	300Hz Continuous	114dB(A) @ 1m		Tone 2	Tone 5
Tone 31	660/1200Hz @ 1Hz Sweeping	121dB(A) @ 1m		Tone 26	Tone 5
Tone 32	Two tone chime.	118dB(A) @ 1m		Tone 26	Tone 15
Tone 33	745Hz @ 1Hz Intermittent	116dB(A) @ 1m		Tone 2	Tone 5
Tone 34	1000 & 2000Hz @ 0.5 sec Alternating - Singapore	121dB(A) @ 1m		Tone 38	Tone 45
Tone 35	420Hz @ 0.625 sec Australian Alert	118dB(A) @ 1m		Tone 36	Tone 5
Tone 36	500-1200Hz 3.75sec /0.25sec. Australian Evac.	121dB(A) @ 1m		Tone 35	Tone 5
Tone 37	1000Hz Continuous - PFEER Toxic Gas	121dB(A) @ 1m		Tone 9	Tone 45
Tone 38	2000Hz Continuous	122dB(A) @ 1m		Tone 34	Tone 45
Tone 39	800Hz 0.25sec on, 1 sec off Intermittent	120dB(A) @ 1m		Tone 23	Tone 17
Tone 40	544Hz (100mS)/440Hz (400mS) - NF S 32-001	121dB(A) @ 1m		Tone 31	Tone 27
Tone 41	Motor Siren - slow rise to 1200 Hz	122dB(A) @ 1m		Tone 2	Tone 5
Tone 42	Motor Siren - slow rise to 800 Hz	121dB(A) @ 1m		Tone 2	Tone 5
Tone 43	1200 Hz Continuous	122dB(A) @ 1m		Tone 2	Tone 5
Tone 44	Motor Siren - slow rise to 2400 Hz	124dB(A) @ 1m		Tone 2	Tone 5
Tone 45	1KHz 1s on, 1s off Intermittent - PFEER Gen. Alarm	121dB(A) @ 1m		Tone 38	Tone 34

Note: SPL readings are at nominal voltage, typically +/-3dB and are for indication purposes only. Where applicable, reduce outputs by 5dB when a 10-30vdc unit is supplied 12vdc.

DC unit wiring configuration.



AC unit wiring configuration.



Ordering code : A121 DC 24 R / R\* \* = If applicable

Product	Supply	Voltage	Housing	Lens
A121	DC	12	R Red	A Amber
AL121	AC	24	W White	B Blue
		48	G Grey	C Clear
		115		G Green
		230		O Opal
				R Red
				Y Yellow