

SON4 Sonora Xenon Strobe Combination Alarm Sounder unit

[Click here to go to the Comsec web site](#)



- Maximum output: 104dB(A) @ 1 metre
- Nominal output: 100dB(A) @ 1m +/-3dB, Tone 2
- 32 alarm tones
- 3 stage alarm option
- Volume control (3 levels)
- Automatic synchronisation on multi-sounder systems
- 32m effective range @ 1kHz
- Voltages: 24vdc; 24vac; 115vac; 230vac.
- Other voltages available upon request
- Reverse polarity switching on DC units
- Reverse polarity diode protection on DC units.
- IP55 - can be increased to IP56 (dust protected, watertight) with WR kit.
- Tropicalisation available on request.
- Enclosure material: UL94V0 & 5VA rated FR ABS
- Colour available: Red (RAL3000), Grey or White.
- Operating temperature: -25 to +55°C
- Storage temperature: -40 to +70°C
- Relative humidity: 90% at 20°C
- Weight: DC: 0.30Kg AC: 0.40Kg
- VdS approved to EN54-3 (CPD 89/106/EEC)



A continuously rated compact combination sounder & beacon, ideal for fire and security applications.

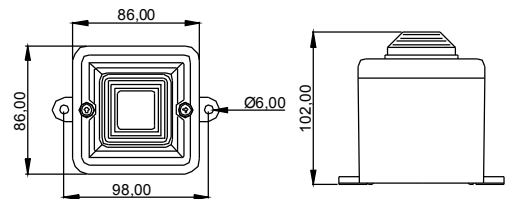
- 4 x gland knockouts in side & back.
- Mounting via internal BESA compatible fixing positions.
- Units also have external mounting lugs in addition to the above.
- All units offer IN and OUT terminals
- Terminals accept 0.5 to 2.5mm² cables.



Input voltages and current consumption for the SON4 sounder.

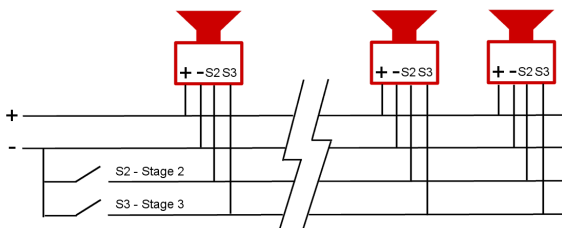
Voltage :	24vdc	24vac	115vac	230vac
		50/60Hz	50/60Hz	50/60Hz
Voltage range :	+/-25%	+/-25%	+/-10%	+/-10%
Current mA :	34-80mA	40-90mA	35mA	20mA

SON4 Dimensions.

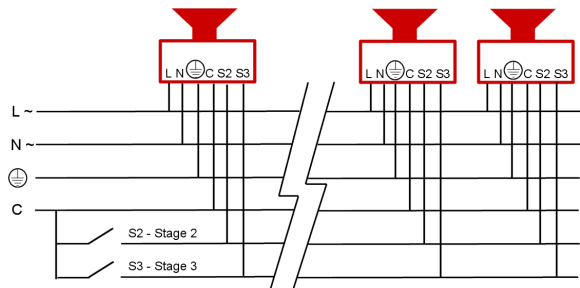


All dimensions are in millimetres.

DC unit wiring configuration.



AC unit wiring configuration.



Also available as the **SON4 L.E.D.** or **SON4 Bulb** combination sounder beacon units, **SON2** 32 tone sounder and the low current **SONF1** 10 tone sounder



Stage 1	Frequency Description.	SON4 dB@ 1m		Stage 2 (S2)	Stage 3 (S3)
Tone 1	340 Hz Continuous	93dB(A) @1m		Tone 2	Tone 5
Tone 2	800/1000Hz @ 0.25 sec Alternating	101dB(A) @ 1m		Tone 17	Tone 5
Tone 3	500/1200Hz @ 0.3Hz 0.5 sec Slow Whoop	101dB(A) @ 1m		Tone 2	Tone 5
Tone 4	800/1000Hz @ 1Hz Sw eeping	101dB(A) @1m		Tone 6	Tone 5
Tone 5	2400Hz Continuous	103dB(A) @ 1m		Tone 3	Tone 26
Tone 6	2400/2900Hz @ 7Hz Sw eeping	100dB(A) @ 1m		Tone 7	Tone 5
Tone 7	2400/2900Hz @ 1Hz Sw eeping	101dB(A) @ 1m		Tone 10	Tone 5
Tone 8	500/1200/500Hz @ 0.3Hz Sw eeping	100dB(A) @ 1m		Tone 2	Tone 5
Tone 9	1200/500Hz @ 1Hz - DIN / PFEER P.T.A.P.	101dB(A) @ 1m		Tone 15	Tone 2
Tone 10	2400/2900Hz @ 2Hz Alternating	104dB(A) @ 1m		Tone 7	Tone 5
Tone 11	1000Hz @ 1Hz Intermittent	101dB(A) @ 1m		Tone 2	Tone 5
Tone 12	800/1000Hz @ 0.875Hz Alternating	101dB(A) @ 1m		Tone 4	Tone 5
Tone 13	2400Hz @ 1Hz Intermittent	103dB(A) @ 1m		Tone 15	Tone 5
Tone 14	800Hz 0.25sec on, 1 sec off Intermittent	103dB(A) @ 1m		Tone 4	Tone 5
Tone 15	800Hz Continuous	103dB(A) @ 1m		Tone 2	Tone 5
Tone 16	660Hz 150mS on, 150mS off Intermittent	96dB(A) @ 1m		Tone 18	Tone 5
Tone 17	544Hz (100mS)/440Hz (400mS) - NF S 32-001	100dB(A) @ 1m		Tone 2	Tone 27
Tone 18	660Hz 1.8sec on, 1.8sec off Intermittent	96dB(A) @ 1m		Tone 2	Tone 5
Tone 19	1.4KHz-1.6KHz 1s, 1.6KHz-1.4KHz 0.5s -NFC48-265	98dB(A) @ 1m		Tone 2	Tone 5
Tone 20	660Hz Continuous	96dB(A) @ 1m		Tone 2	Tone 5
Tone 21	554Hz/440Hz @ 1Hz Alternating	100dB(A) @ 1m		Tone 2	Tone 5
Tone 22	544Hz @ 0.875 sec. Intermittent	100dB(A) @ 1m		Tone 2	Tone 5
Tone 23	800Hz @ 2Hz Intermittent	97dB(A) @ 1m		Tone 6	Tone 5
Tone 24	800/1000Hz @ 50Hz Sw eeping	101dB(A) @ 1m		Tone 29	Tone 5
Tone 25	2400/2900Hz @ 50Hz Sw eeping	101dB(A) @ 1m		Tone 29	Tone 5
Tone 26	Bell	97dB(A) @ 1m		Tone 2	Tone 15
Tone 27	554Hz Continuous	100dB(A) @ 1m		Tone 26	Tone 5
Tone 28	440Hz Continuous	97dB(A) @ 1m		Tone 2	Tone 5
Tone 29	800/1000Hz @ 7Hz Sw eeping	101dB(A) @ 1m		Tone 7	Tone 5
Tone 30	420Hz @ 0.625 sec Australian Alert	91dB(A) @ 1m		Tone 32	Tone 26
Tone 31	660/1200Hz @ 1Hz Sw eeping	101dB(A) @ 1m		Tone 26	Tone 5
Tone 32	500-1200Hz 3.75sec /0.25sec. Australian Evac.	100dB(A) @ 1m		Tone 30	Tone 26

Note: SPL readings are at nominal voltage, typically +/-3dB and are for indication purposes only. Where applicable, reduce outputs by 5dB when a 10-30vdc unit is supplied 12vdc.

EN54-3 tested frequencies: Tone 2, 3, 9, 15, 16 and 17.

Ordering code :

SON4	DC	24	R	/	R
Product	Supply	Voltage	Housing		Lens
SON4	DC	24	R Red		A Amber
	AC	115	W White		B Blue
		230	G Grey		R Red