

A100SONTEL Telephone Initiated Alarm Sounder

The A100SONTEL is a compact, high output, 100dB(A) telephone initiated alarm sounder.

The line powered A100SONTEL has a choice of three alarm tone frequencies.

Features:

- Continuously rated.
- Stainless steel fixings.
- Unit can be mounted using external lugs or internal BESA compatible fixing positions.
- Tropicalisation available on request.

Part codes:

Part code:

A100SONTEL[x]

[x] = Housing colour:

G: Grey R: Red W: White



Approvals:

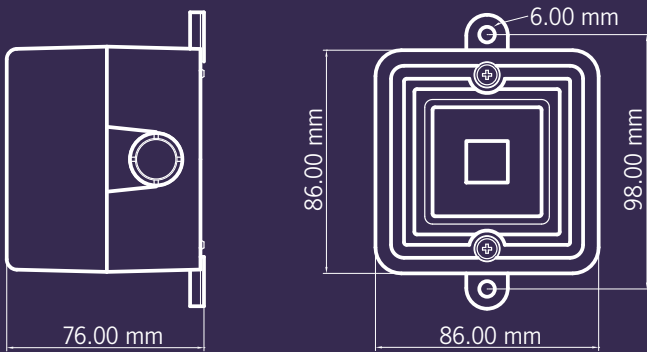
- GOST-R approved. Cert: POCC GB-JB05-B02228

COMSEC PROTECTION SYSTEMS LTD.
UNIT 26, STADIUM BUSINESS PARK, • BALLYCOOLIN ROAD, • DUBLIN 11, • IRELAND
PHONE: +353 (0)1 8853008 • FAX: +353 (0)1 8853007
EMAIL: info@comsec.ie • WEB: <http://www.comsec.ie>



AL100SONTELFASH
Combination telephone
initiated alarmsounder
and Xenon beacon.



**Specification:**

Nominal output:	100dB(A) @ 1m +/- 3dB
No. of tones:	3
Volume control:	Max. 100dB(A); Min. 90dB(A)
Effective range:	32m @ 1KHz
Supply:	Direct power from telephone line (REN 1)
Ingress protection:	IP66
Housing material:	High impact UL94 V0 & 5VA FR ABS
Colour:	Red (RAL3000), grey (RAL7038) & white.
Cable entries:	3 x M20 clearance gland knockouts in side & back
Terminals:	0.5 to 2.5mm ² cables.
Operating temperature:	-25 to +55°C
Storage temperature:	-40 to +70°C
Relative humidity:	90% at 20°C.
Weight :	0.26kg

Tones:

Tone 1	Siren Tone
Tone 2	Alternating tone
Tone 3	Sweeping tone

*SPL data +/-3dB(A). Measured at optimum voltage.

COMSEC PROTECTION SYSTEMS LTD.

UNIT 26, STADIUM BUSINESS PARK, • BALLYCOOLIN ROAD, • DUBLIN 11, • IRELAND

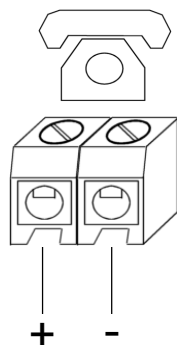
PHONE: +353 (0)1 8853008 • FAX: +353 (0)1 8853007

EMAIL: info@comsec.ie • WEB: <http://www.comsec.ie>

SONTEL - 3 Tone Telephone Initiated Sounder



INSTALLATION INSTRUCTIONS



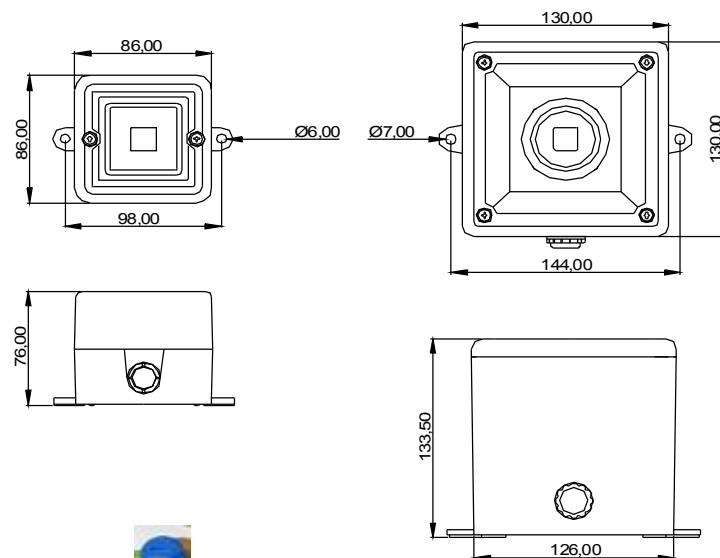
- Telephone cable connection.
- Connexion de câble de téléphone.
- Telefonkabelanschluss.
- Connessione cavo telefonico.
- Conexión de cable telefónico.
- Ligação de cabo de telefone.
- Tíi slutning af telefonkabel.
- Aansluiting telefoonkabel.
- Telefonlinjeforbindelse.
- Anslutning av telefonkabel.



A100 SONTEL



A105N SONTEL



- Volume Control - P1
- Réglage du volume - P1
- Steuerung der Lautstärke - P1
- Controllo volume - P1
- Controllo do Volume - P1
- Control Volumen - P1
- Volumen kontrol - P1
- Volumeregeling - P1
- Volum kontroll - P1
- Völym kontroll - P1

- Tone Selection
- Sélection de la tonalité
- Tonwahl
- Selezione tono
- Seleção de tons
- Selección Tono
- Valg af tone
- Toonselectie
- Velge tone
- Tonval

Tone	Description		
Tone 1	Siren Tone		108dB(A)
Tone 2	Alternating tone		104dB(A)
Tone 3	Sweeping tone		106dB(A)

dB(A) output figures: +/-3dB(A)



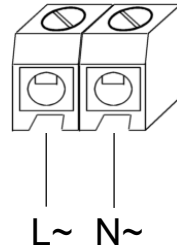
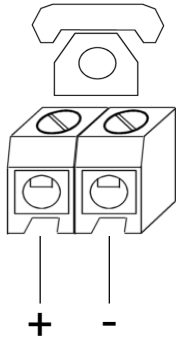
>100dB(A)@1m

UK USERS PLEASE NOTE - THIS PRODUCT DOES NOT CARRY BABT APPROVAL.

ISN2801-A

No liability is accepted for any consequence of the use of this document. The technical specification of this unit is subject to change without notice due to our policy of continual product development. All dimensions are approximate. This unit is sold subject to our standard conditions of sale, a copy of which is available on request. Tel : 0044(0)201

COMSEC PROTECTION SYSTEMS LTD.
 UNIT 26, STADIUM BUSINESS PARK, • BALLYCOOLIN ROAD, • DUBLIN 11, • IRELAND
 PHONE: +353 (0)1 8853008 • FAX: +353 (0)1 8853007
 EMAIL: info@comsec.ie • WEB: http://www.comsec.ie

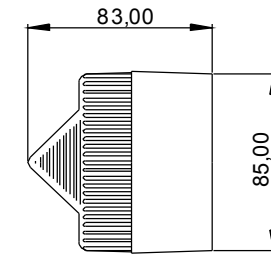
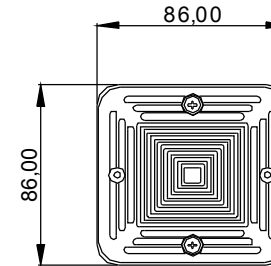


230vac +/-10%

- Telephone cable connection.
- Connexion de câble de téléphone.
- Telefonkabelanschluss.
- Connessione cavo telefonico.
- Conexión de cable telefónico.
- Ligação de cabo de telefone.
- Tilslutning af telefonkabel.
- Aansluiting telefoonkabel.
- Telefonlinjeforbindelse.
- Anslutning av telefonkabel.



L101 FLASHTEL



AL100 SONTELFLASH



AL105N SONTELFLASH



ATTENTION

- Disconnect from power source to prevent electrical shock before installing and servicing
- Couper l'alimentation pour empêcher tout choc électrique avant d'effectuer des travaux d'installation et d'entretien.
- Vor der Installation und Wartung von der Spannungsquelle abnehmen, um elektrische Schläge zu vermeiden.
- Prima dell'installazione e della manutenzione spegnere l'alimentazione elettrica per evitare scosse elettriche.
- Des conecte la alimentación para evitar descargas eléctricas antes de la instalación y mantenimiento
- Antes de instalar ou de fazer a manutenção desligue sempre da alimentação eléctrica para evitar choques eléctricos.
- Strømmen skal afbrydes ved installering og eftersyn for at undgå elektrisk stød.
- Los koppel en van de elektrische voeding om elektrische schok vóór installatie en onderhoud te voorkomen.
- Før monteringen eller vedligeholdelse, må spændingen koples fra for at undgå strømstød.
- Bryt strømmen innan installation och underhåll för att förhindra elektriska stötar/stötter.

UK USERS PLEASE NOTE - THIS PRODUCT DOES NOT CARRY BABT APPROVAL.

ISN2801-A

No liability is accepted for any consequence of the use of this document. The technical specification of this unit is subject to change without notice due to our policy of continual product development. All dimensions are approximate. This unit is sold subject to our standard conditions of sale, a copy of which is available on request.

T

COMSEC PROTECTION SYSTEMS LTD.
UNIT 26, STADIUM BUSINESS PARK, • BALLYCOOLIN ROAD, • DUBLIN 11, • IRELAND
PHONE: +353 (0)1 8853008 • FAX: +353 (0)1 8853007
EMAIL: info@comsec.ie • WEB: <http://www.comsec.ie>

www.e-2-s.com